







Early Literacy Fun: September 2018



Sunday	Monday	Tuesday	Wednesday	Thursday	Friday	Saturday
						1
2 Help your child practice writing his/her name. Say all the letter names.	3 Labour Day	4 Back to school! Sing the alphabet song on your way to school.	5	6 Consider watching <i>Letter Factory</i> by Leap Frog, available on YouTube.	7 Look at a flyer. Talk about some pictures that start with the same letter (e.g., corn, can)	8
9 Create your own alphabet book using pictures from magazines. Read your book to someone special.	10 	11	12 Draw a big letter on construction paper. Glue items beginning with that letter on the letter shape (e.g., buttons on the letter "B").	13 	14 Make a craft version of alphabet soup. Draw a soup bowl and stick on foam letters from the dollar store.	15 Write a shopping list with your child and talk about each letter. Buy the items on your list.
16 Write a card to someone and have your child write his/her name at the bottom,	17 Go to the library to read various books featuring the alphabet. Look at the alphabet of other languages.	18 	19 Trace the letters of the alphabet using the iPad app "ABC's Writer" by Dawson Toth.	20 First Day of Fall! 	21 Talk about the letters or characters of your home language.	22 Write letters on paper and have your child identify the letter names.
23 Practice writing letters (e.g., h, f, p) using different writing tools (e.g., pencil, crayon, marker).	24	25 Play with magnetic letters, foam letters, or letters cut out from flyers.	26 	27 Have fun playing with upper and lower case letters in September! Aa Bb Cc	28 Count the number of letters in a word on the page of a story. Find the longest word. Find the shortest word.	29 
30	If you are concerned about the way your child talks, please ask for consultation from the school Speech-Language Pathologist (SLP). The school SLP can be accessed through the School Support Team.					