





Early Literacy Fun: January 2019



Sunday	Monday	Tuesday	Wednesday	Thursday	Friday	Saturday
Identifying sounds in words is one of the many strategies early readers use. Remember, the <u>first sound</u> in the word 'fun' is 'fff.' The <u>last sound</u> in the word 'fun' is 'nnn'. When you see a letter in between slashes (e.g., /s/, /f/), it is a cue that the sound is said, not the letter name.		1 Pick 2 pieces of furniture in the house (e.g., couch, table). What is the first sound? What is the last sound?	2 	3 Say the names of all family members. Use your voice to emphasize the first sound in each name.	4	5 Ask your child what sound he/she hears at the beginning of: sock (sss), bear (buh), more (mmm).
6	7 Back to School 	8	9 Name 3 toys and talk about the beginning sound of each word (e.g., "buh" for ball).	10	11 Find foods that begin with the sound /s/ (e.g., salt, soup, celery).	12
13 Play sound games on the iPad, such as <i>Montessori Crosswords</i> , by L'Escapadou.	14 Pick 3 items from a room in your home. Say the first sound of each item (e.g., /t/ for towel).	15	16 	17 Pick 4 fruits (e.g., banana, orange, apple). Talk about the first sound of each.	18 PA Day	19 Think of words that begin with the same sound as 'man' (e.g., mom, me, milk, moon, mirror).
20 Ask your child which animal does not end with the /s/ sound: goose, bear, mouse.	21	22 Talk about the last sound of 4 items on your child's dinner plate.	23	24 	25 Look in the fridge. Find one item that ends with the sound /t/ (e.g., carrot, meat).	26
27 What are some words the end with the sound /b/? Look through pictures in a book.	28 Talk about the first and last sounds of 3 items from your child's bag.	29 Say the names of all family members. Use your voice to emphasize the last sound in each name.	30	31	